

vtech[®]
baby

Parent's Guide

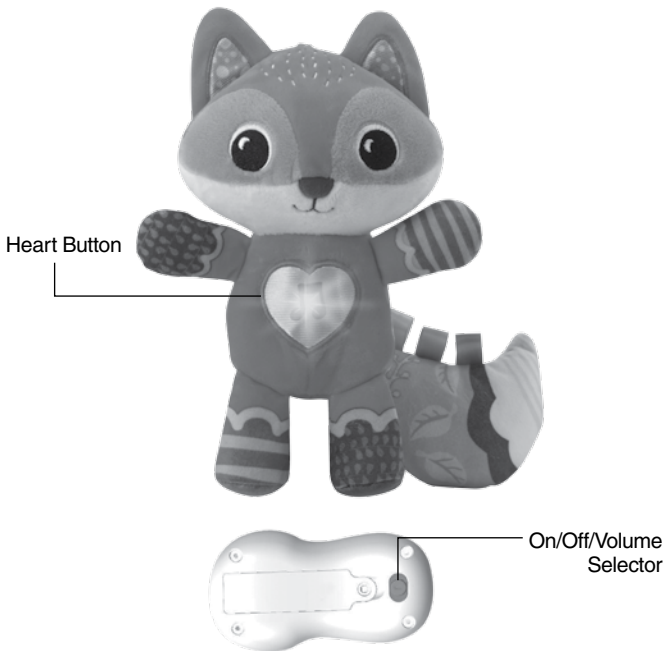
Soothing Songs Fox[™]



91-003920-000 (US) (CA)

INTRODUCTION

Thank you for purchasing the **Soothing Songs Fox™**.
Enjoy soothing sounds and soft lights with lullabies. Babies can listen to songs and phrases about feelings as they explore the patterns and textures of this soft, cuddly fox.



INCLUDED IN THIS PACKAGE

- Soothing Songs Fox™
- Parent's guide

WARNING

All packing materials such as tape, plastic sheets, packaging locks, removable tags, cable ties and packaging screws are not part of this toy, and should be discarded for your child's safety.

NOTE

Please keep this parent's guide as it contains important information.

ATTENTION

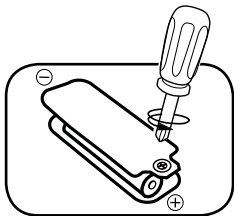
Pour la sécurité de votre enfant, débarrassez-vous de tous les produits d'emballage tels que rubans adhésifs, feuilles de plastique, attaches, étiquettes et vis d'emballage. Ils ne font pas partie du jouet.

NOTE

Il est conseillé de conserver ce guide des parents car il comporte des informations importantes.

Battery Removal and Installation

1. Make sure the unit is turned **Off**.
2. Find the battery cover on the electronic module inside the back of the fox. Use a screwdriver to loosen the screw and then open the battery cover.
3. Remove the old battery by pulling up on one end of the battery.
4. Install 1 new AAA battery following the diagram inside the battery box.
5. Replace the battery cover and tighten the screw to secure.



BATTERY NOTICE

- Use new alkaline batteries for maximum performance.
- Use only batteries of the same or equivalent type as recommended.
- Do not mix different types of batteries: alkaline, standard (carbon-zinc) or rechargeable, or new and used batteries.
- Do not use damaged batteries.
- Insert batteries with the correct polarity (+ and -).
- Do not short-circuit the battery terminals.
- Remove exhausted batteries from the toy.
- Remove batteries during long periods of non-use.
- Do not dispose of batteries in fire.
- Do not charge non-rechargeable batteries.
- Remove rechargeable batteries from the toy before charging (if removable).
- Rechargeable batteries are only to be charged under adult supervision.

MISE EN GARDE

- Utiliser des piles alcalines neuves ou des piles rechargeables NI-MH pour des performances maximales.
- Seules des piles du type recommandé doivent être utilisées.
- Ne pas mélanger différents types de piles ou d'accumulateurs, ne pas mélanger des piles ou des accumulateurs neufs avec des usagés.
- Ne pas utiliser des piles ou des accumulateurs endommagés.
- Mettre en place les piles ou les accumulateurs en respectant les polarités + et -.
- Ne pas mettre les bornes d'une pile ou d'un accumulateur en court-circuit (en reliant directement le + et le -).
- Enlever les piles ou les accumulateurs usagés du jouet.
- Retirer les piles ou les accumulateurs en cas de non-utilisation prolongée.
- Ne les jeter ni au feu ni dans la nature.
- Ne pas tenter de recharger des piles non rechargeables.
- Enlever, lorsque c'est possible, les accumulateurs du jouet pour les recharger.
- Les accumulateurs ne doivent être chargés que sous la surveillance d'un adulte.



WARNING / ATTENTION :

Adult assembly required for battery installation.

Keep batteries out of reach of children.

Les piles ou accumulateurs doivent être installés par un adulte.

Tenir les piles ou accumulateurs hors de portée des enfants.

INSTRUCTIONS FOR WASHING

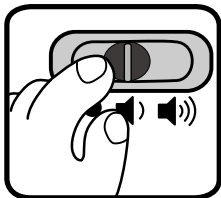
The **Soothing Songs Fox™** is machine washable. Please remove the **Electronic Module** from the fox before cleaning.

1. Open the hook-and-loop closure on the back of the fox and remove the **Electronic Module**.
2. Follow the care instructions on the plush tag.
3. After washing, re-insert the **Electronic Module** and secure the hook-and-loop closure.

PRODUCT FEATURES

1. On/Off/Volume Selector

To turn the unit **On**, slide the **On/Off/Volume Selector** to the Low volume ◀) or the High volume ◀)) position. You will hear a song, a phrase and a short tune. To turn the unit **Off**, slide the **On/Off/Volume Selector** to the **Off** ● position.



2. Automatic Shut-Off

To preserve battery life, the **Soothing Songs Fox™** will automatically shut off after approximately 20 seconds without input. The unit can be turned on again by pressing the **Heart Button**.


NOTE

This product is in Try-Me mode in the packaging. After opening the package, turn the **Soothing Songs Fox™** off and on again to proceed with normal play. If the unit repeatedly powers down while playing, please install a new set of batteries.

ACTIVITIES

1. Heart Button

Press the **Heart Button** to hear a variety of soothing melodies and gentle nature sounds. Press and hold the **Heart Button** to hear approximately five minutes of music play with nature sounds. The light will flash with the voice and fade in and out with the music and sounds.



MELODY LIST

1. Good Morning Merry Sunshine
2. Bear Went Over the Mountain
3. Winkum Winkum
4. Rondo a Capriccio (Beethoven)
5. Lazy Mary, Will You Get Up?
6. Roses Are Red
7. Sleeping Beauty Waltz (Tchaikovsky)
8. To a Wild Rose (MacDowell)
9. Four Seasons - Winter (Vivaldi)
10. Little Miss Muffet
11. Oh Where Has My Little Dog Gone?
12. Swan Lake Waltz (Tchaikovsky)
13. Cradle Song (Mozart)
14. Air (Bach)
15. Canon in D (Pachelbel)
16. Berceuse (Brahms)
17. Little Bo Peep

18. White Coral Bells
19. Pussy Cat, Pussy Cat
20. Little Boy Blue
21. Magic Flute (Mozart)
22. Mary Had a Little Lamb
23. Sleep Baby Sleep
24. Ride a Cock Horse to Banbury Cross
25. Grandfather's Clock
26. Are You Sleeping?
27. Hush Little Baby
28. Twinkle, Twinkle Little Star
29. Claire De Lune
30. Moonlight Sonata (Beethoven)
31. Brahms' Lullaby
32. Humpty Dumpty

SONG LYRICS

Song 1

Hug me tight, hold me close,
I will love you forever.

Song 2

If you need me, I'm here for you,
We can cuddle and snuggle too.

CARE & MAINTENANCE

1. Keep the unit clean by wiping it with a slightly damp cloth.
2. Keep the unit out of direct sunlight and away from any direct heat sources.
3. Remove the battery if the unit will not be in use for an extended period of time.
4. Do not drop the unit on a hard surface and do not expose the unit to excess moisture.
5. The fox is machine washable. Please remove the **Electronic Module** before cleaning and follow the washing instructions on the tag.

TROUBLESHOOTING

If for some reason the unit stops working or malfunctions, please follow these steps:

1. Turn the unit **Off**.
2. Interrupt the power supply by removing the battery.
3. Let the unit stand for a few minutes, then replace the battery.
4. Turn the unit back **On**. The unit should now be ready to use again.
5. If the unit still does not work, install a new battery.

IMPORTANT NOTE:

If the problem persists, please call our **Consumer Services Department** at **1-800-521-2010** in the U.S. or 1-877-352-8697 in Canada, or by going to our website at **vtechkids.com** and filling out our **Contact Us** form located under the **Customer Support** link. A service representative will be happy to help you.

Creating and developing **VTech**[®] products is accompanied by a responsibility that we take very seriously. We make every effort to ensure the accuracy of the information, which forms the value of our products. However, errors sometimes can occur. It is important for you to know that we stand behind our products and encourage you to contact us with any problems and/or suggestions that you might have. A service representative will be happy to help you.

CAUTION

Changes or modifications not expressly approved by the party responsible for compliance could void the user's authority to operate the equipment.

NOTE

This equipment has been tested and found to comply with the limits for a Class B digital device, pursuant to Part 15 of the FCC Rules. These limits are designed to provide reasonable protection against harmful interference in a residential installation. This equipment generates, uses and can radiate radio frequency energy and, if not installed and used in

accordance with the instructions, may cause harmful interference to radio communications. However, there is no guarantee that interference will not occur in a particular installation. If this equipment does cause harmful interference to radio or television reception, which can be determined by turning the equipment off and on, the user is encouraged to try to correct the interference by one or more of the following measures:

- Reorient or relocate the receiving antenna.
- Increase the separation between the equipment and receiver.
- Connect the equipment into an outlet on a circuit different from that to which the receiver is connected.
- Consult the dealer or an experienced radio/TV technician for help.

Supplier's Declaration of Conformity

47 CFR § 2.1077 Compliance Information

Trade Name: VTech®
Model: 5367
Product Name: Soothing Songs Fox™
Responsible Party: VTech Electronics North America, LLC
Address: 1156 W. Shure Drive, Suite 200
Arlington Heights, IL 60004
Website: vtechkids.com

**THIS DEVICE COMPLIES WITH PART 15 OF THE FCC RULES. OPERATION IS SUBJECT TO THE FOLLOWING TWO CONDITIONS:
(1) THIS DEVICE MAY NOT CAUSE HARMFUL INTERFERENCE, AND
(2) THIS DEVICE MUST ACCEPT ANY INTERFERENCE RECEIVED, INCLUDING INTERFERENCE THAT MAY CAUSE UNDESIRE
D OPERATION.**

CAN ICES-3 (B)/NMB-3(B)

**Visit our website for more
information about our products,
downloads, resources and more.**

vtechkids.com
vtechkids.ca

Read our complete warranty policy online at
vtechkids.com/warranty
vtechkids.ca/warranty



TM & © 2020 VTech Holdings Limited.
All rights reserved.

Printed in China.

91-003920-000 (S) (E)